

Official Canvass Certification Data Amendment

September 7, 2010 Primary Election

REASON FOR AMENDMENT

During the Quality Assurance Provisional Process, six (6) additional Provisional Ballots were determined to be valid by the Registration Department. A detailed description regarding each of those six (6) ballots is attached.

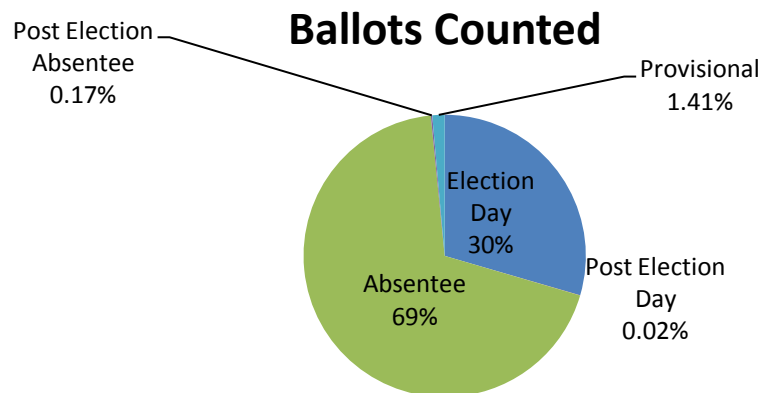
FINAL RESULTS

Final **Amended** Election Results for the September 7, 2010 Primary Election are attached in the Election Summary Report.

SUMMARY OF OFFICIAL COUNT

A total of 163,502 ballots were counted during the Official Canvass.

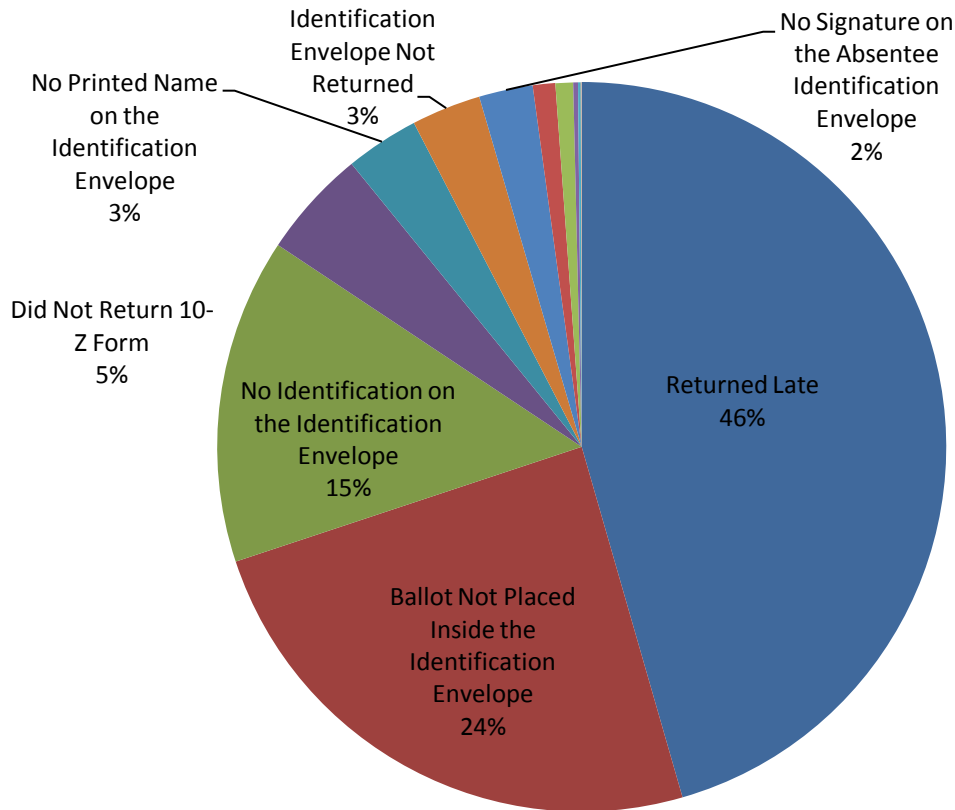
	Ballots Counted	%
Election Day	48,243	29.51%
Post Election Day	39	0.02%
Absentee	112,650	68.90%
Post Election Absentee	273	0.17%
Provisional	2,298	1.41%
Total Ballots Counted	163,503	



ABSENTEE VOTING SUMMARY

A total of 158,123 voters requested an Absentee Ballot. Of those 158,123 requests, 120,468 ballots were returned (76.2%). The Ballot Department counted 112,923 (93.73%) Absentee Ballots, the remaining 7,545 were challenged for the reasons listed below.

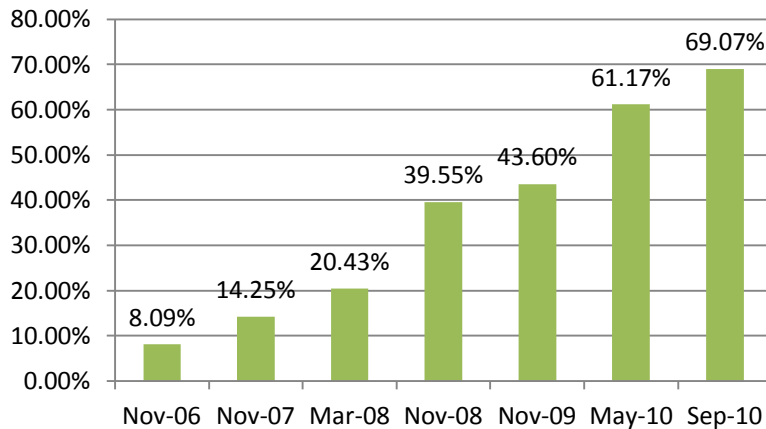
Returned Late	3,436
Ballot Not Placed Inside the Identification Envelope	1,838
No Identification on the Identification Envelope	1,089
Did Not Return 10-Z Form	362
No Printed Name on the Identification Envelope	246
Identification Envelope Not Returned	232
No Signature on the Absentee Identification Envelope	180
No Ballot Returned with the Identification Envelope	75
Identification Envelope Not Completed	59
No Stub or Stub Removed	16
Invalid Signature on the Identification Envelope	9
Returned Absentee Ballot to the Polling Location	2
Not a Resident of County	1
Total Number of Absentee Ballots Challenged	7,545



Historical Absentee Data

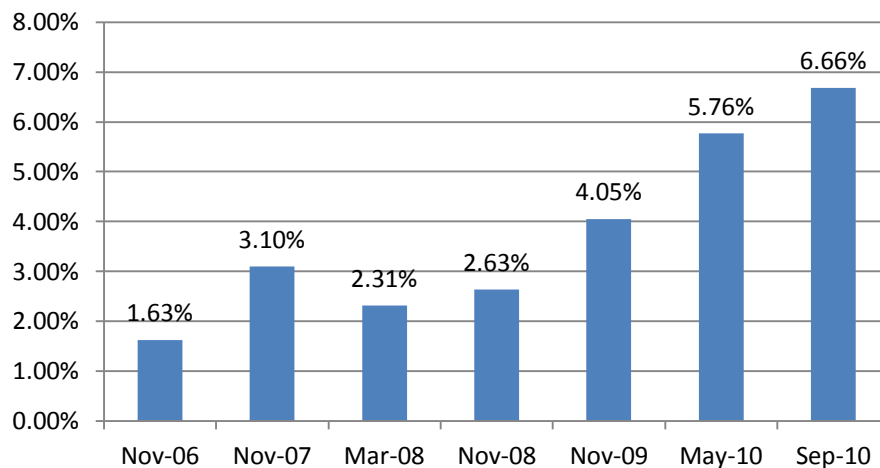
	Nov-06	Nov-07	Mar-08	Nov-08	Nov-09	May-10	Sep-10
TOTAL BALLOTS COUNTED	469,930	204,379	436,647	672,750	388,851	234,594	163,503
TOTAL ABSENTEE BALLOTS CAST	38,000	29,130	89,209	266,053	169,536	143,506	112,923
TOTAL BALLOTS CHALLENGED	628	920	2,101	7,154	7,144	8,687	8,055
CHALLENGES NOT CORRECTED	628	534	1562	5464	6687	7211	7545
CHALLENGES CORRECTED	0	386	539	1,690	457	1,476	510
PERCENT CHALLENGED OF ABSENTEE BALLOTS CAST	1.63%	3.10%	2.31%	2.63%	4.05%	5.76%	6.66%
PERCENT CORRECTED OF ALL CHALLENGES	0.00%	41.96%	25.65%	23.62%	6.40%	16.99%	6.33%
PERCENT CORRECTED NOT INCLUDING LATE	0.00%	42.28%	43.54%	30.38%	9.12%	23.55%	11.04%

ABSENTEE VOTING TREND



The above graph illustrates the number of Absentee Ballots counted in comparison to the total number of all ballots counted for the past seven county wide elections.

CHALLENGE RATE



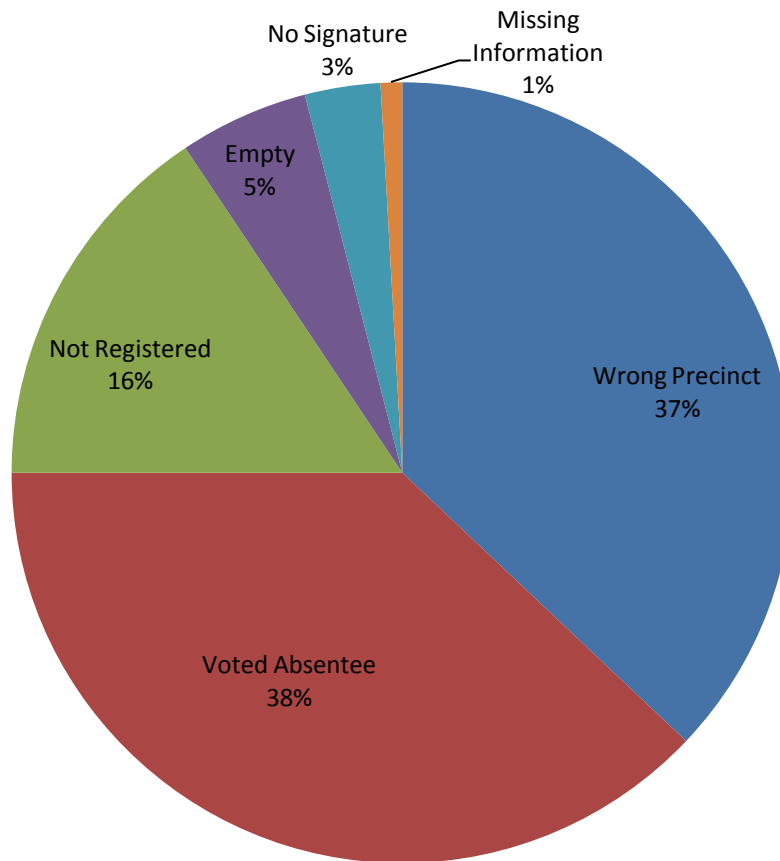
The above graph illustrates the number of Absentee Ballots challenged in comparison to the total number of Absentee Ballots returned to the Board of Elections for the past seven county wide elections.

PROVISIONAL VOTING SUMMARY

A total of 2,349 Provisional Ballots were cast on Election Day. An addition 173 Provisional Ballots were cast in house. Of those 2,522 Provisional Ballots cast, the Ballot Department counted 2,298. The remaining 224 were rejected for the following reasons.

Wrong Precinct	83
Voted Absentee	85
Not Registered	35
Empty	12
No Signature	7
Missing Information	2
Total Rejected	224

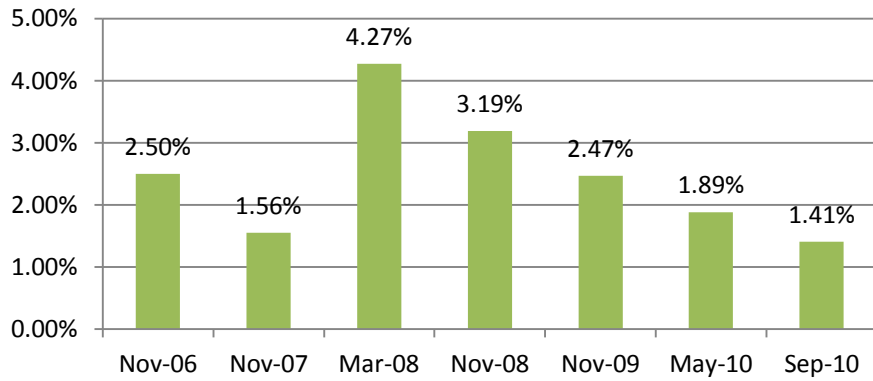
*Correct Location/Wrong Precinct = 52 of the 83



Historical Provisional Data

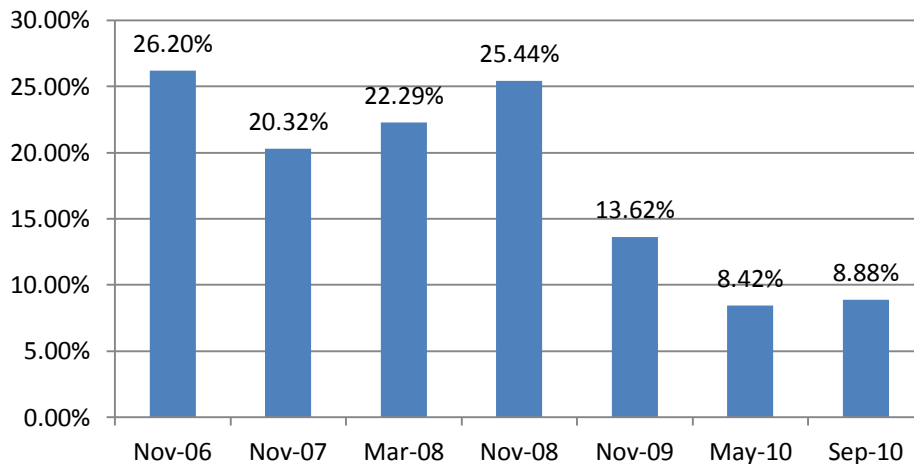
	Nov-06	Nov-07	Mar-08	Nov-08	Nov-09	May-10	Sep-10
TOTAL BALLOTS COUNTED	469,930	204,379	436,647	672,750	388,851	234,594	163,503
PROVISIONALS COUNTED	11,747	3,181	18,646	21,493	9,591	4,425	2,298
PROVISIONAL BALLOTS REJECTED	4,170	811	5,349	7,335	1,512	407	224
PROVISIONAL BALLOTS CAST	15,917	3,992	23,995	28,828	11,103	4,832	2,522
PERCENTAGE REJECTED OF PROVISIONAL BALLOTS CAST	26.20%	20.32%	22.29%	25.44%	13.62%	8.42%	8.88%

PROVISIONAL VOTING TREND



The above graph illustrates the number of Provisional Ballots counted in comparison to the total number of all ballots counted for the past seven county wide elections.

REJECTION RATE



The above graph illustrates the number of invalid Provisional Ballots received in comparison to the total number of Provisional Ballots cast for the past seven county wide elections.

BALLOT RE-MAKES

A total of 385 ballots were remade in accordance with the CCBOE Remake Procedure approved by the Board on August 24, 2010. During the Unofficial Canvass we processed 238 remakes; the remaining 147 remakes were processed during the Official Canvass. A breakdown by category is below:

Category #1 (Torn)	332
Category #3 (Crossed Out)	27
Category #4 (Erasure)	10
Category #6 (White Out)	4
Category #7 (Connective Line)	1
Category #8 (Marked with "X")	1
Category #10 (Circled)	1
Category #11 (Word Indicates Vote)	2
Category #14 (Ink Transfer)	1
Other	6
Total Re-Makes	385

RECOUNTS

There are zero automatic recounts for this election. A Requested Recount was conducted on Issue #2, Chagrin Falls Bond Issue on October 4, 2010. Attached is a detailed summary.

OVER-VOTES

A total of 257 over-votes were recorded in this Primary Election. The exact number of ballots containing over-votes is unknown. The UNITY system reports over-votes on a per-contest basis, thus a ballot containing more than one over-vote would be recorded multiple times.

DOUBLE-VOTING

There are no instances of double voting this election.

POLL BOOK JUSTIFICATION

Out of 1,068 precincts in this county, there are currently 1033 (97%) precincts where the number of signatures in the Alphabetical Poll Books matches the number of ballots cast in UNITY. In 35 precincts there is a difference of one signature/vote between the ballots cast and signatures.