

# June 21, 2016 Recall Election Official Canvass Certification Data

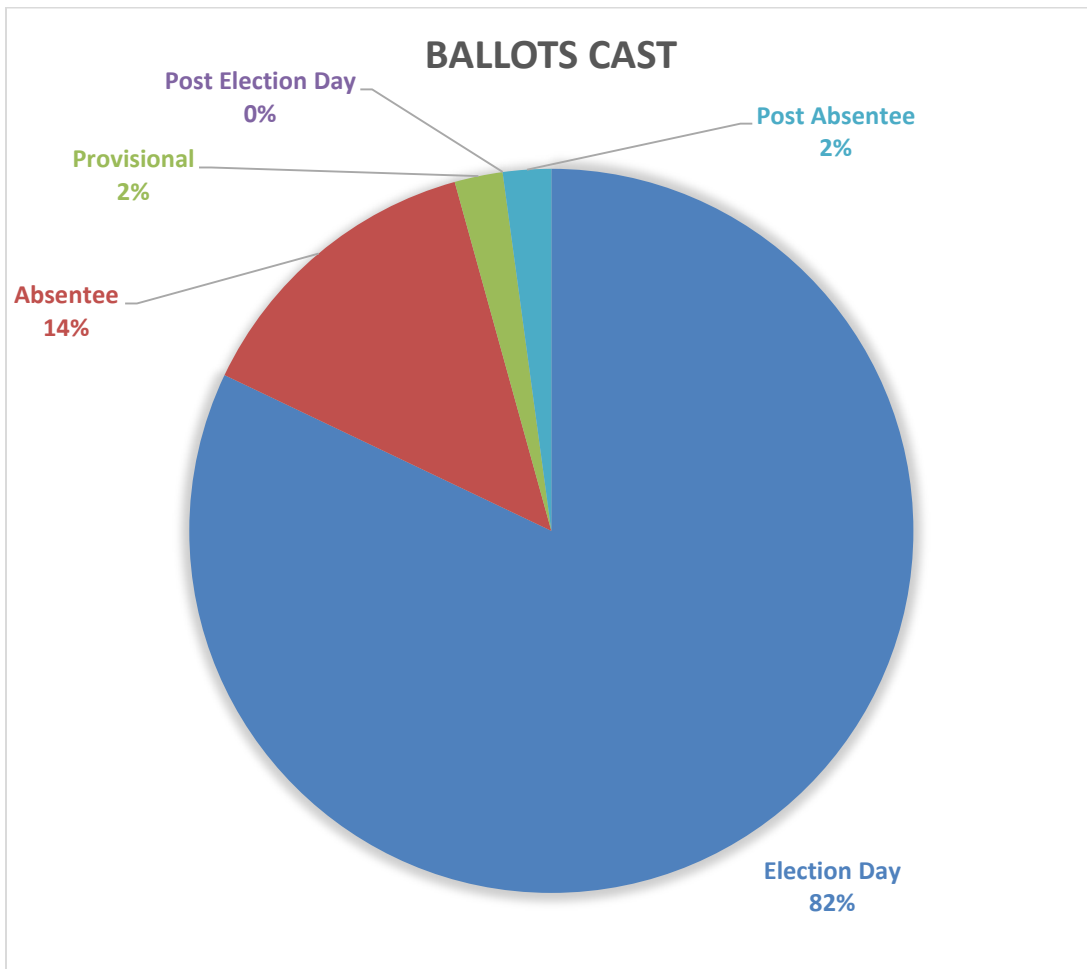
## FINAL RESULTS

Official Election Results for the June 21, 2016 Recall Election are attached to the Election Summary Report.

## SUMMARY OF OFFICIAL CANVASS

There were a total of 279 ballots tabulated for the June 21, 2016 Recall Election. Below is a breakdown of the ballots counted by category and a percentage of the total vote by category.

Category	Ballots Cast	% of Total Ballots Counted
<i>Election Day</i>	229	82.08%
<i>Absentee</i>	38	13.62%
<i>Provisional</i>	6	2.15%
<i>Post Election Day</i>	0	0.00%
<i>Post Absentee</i>	6	2.15%
<b>Total</b>	<b>279</b>	

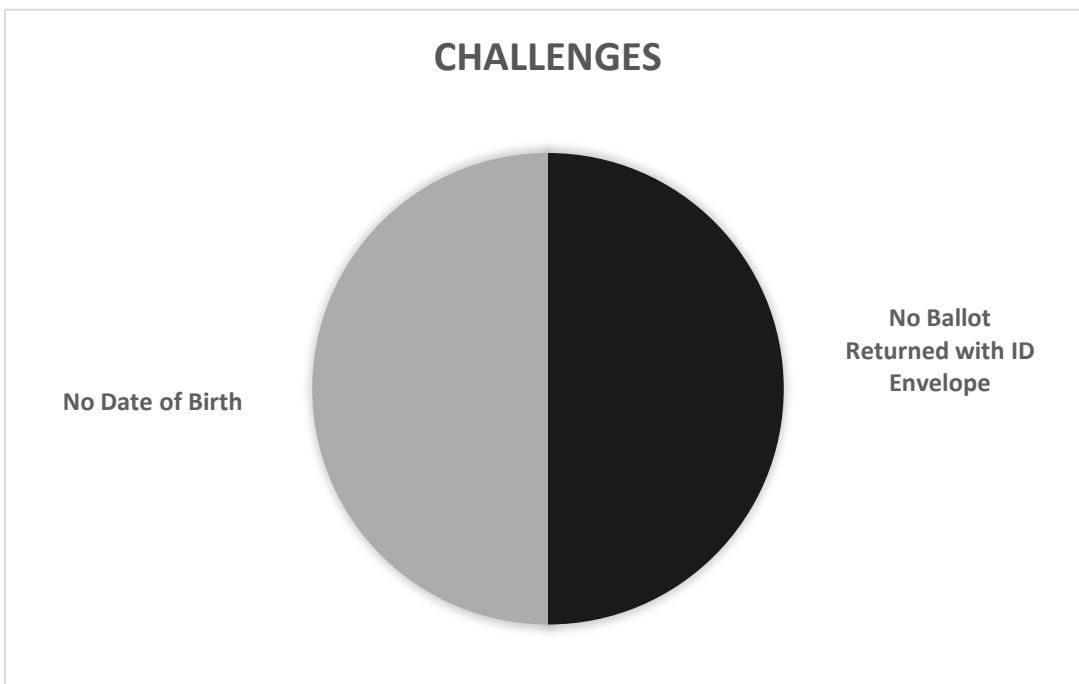


## ABSENTEE / VOTE BY MAIL

The Cuyahoga County Board of Elections received a total of 51 valid Absentee/Vote by Mail applications. Of those requests, 46 ballots were returned (90.19%). The Ballot Department tabulated 44 Absentee/Vote by Mail Ballots. There were two (2) ballots challenged in this election resulting in a challenge rate of 4.34%.

Absentee Challenge Category	Number of Challenged Ballots	% of Total Challenged Absentee
<i>Returned Too Late</i>	0	0.00%
<i>ID Envelope Not Returned</i>	0	0.00%
<i>No Signature on ID Envelope</i>	0	0.00%
<i>No Date of Birth</i>	1	50.00%
<i>No Identification</i>	0	0.00%
<i>No Ballot Returned with ID Envelope</i>	1	50.00%
<i>ID Envelope Not Completed</i>	0	0.00%
<i>Registration Address does not match Address on ID Envelope</i>	0	0.00%
<i>Returned Ballot to Polling Location</i>	0	0.00%
<i>No Stub or Stub Removed</i>	0	0.00%
<i>ID does not match Registration Database</i>	0	0.00%
<i>Wrong Voter Completed Envelope</i>	0	0.00%
<i>Canceled/Inactive</i>	0	0.00%
<i>Invalid Signature</i>	0	0.00%
<i>More Than one Ballot Type Returned</i>	0	0.00%
<i>Name Changed after Ballot Issued</i>	0	0.00%

**Total** **2**



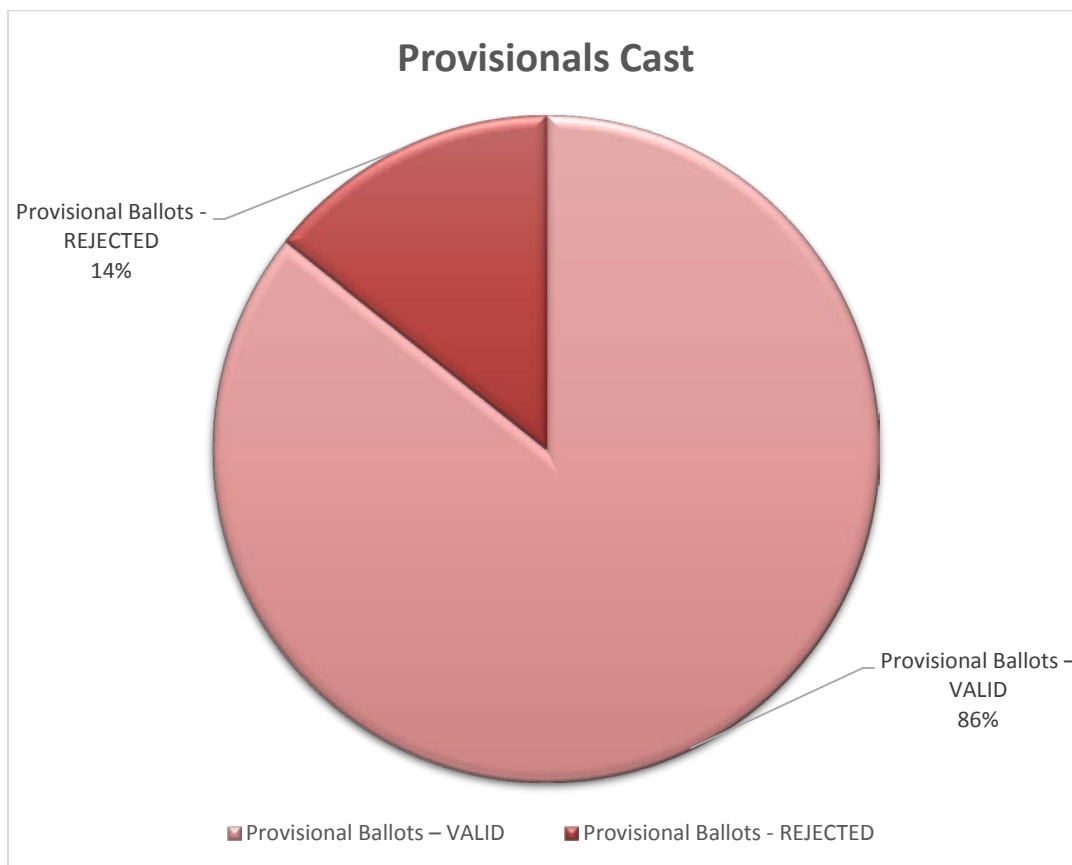
Column1	Column2
<b>TOTAL BALLOTS COUNTED</b>	279
<b>TOTAL ABSENTEE BALLOTS REQUESTED</b>	51
<b>TOTAL ABSENTEE BALLOTS RETURNED</b>	46
<b>TOTAL ABSENTEE BALLOTS COUNTED</b>	44
<b>TOTAL BALLOTS CHALLENGED</b>	5
<b>CHALLENGES CORRECTED</b>	3
<b>CHALLENGES NOT CORRECTED</b>	2
<b>Total Absentee Challenges Correctable by 11-S</b>	4
<b>Total Absentee Challenges NOT Correctable by 11-S (including late)</b>	1
<b>Total Absentee Challenges Corrected by 11-S</b>	3
<b>Remaining Challenges That Could Have Been Corrected by 11-S But Were Not</b>	1
<b>ABSENTEE BALLOTS RETURNED LATE</b>	0
<b>% COUNTED of All Ballots Counted</b>	15.77%
<b>% RETURNED of Absentee Ballots Requested</b>	90.20%
<b>% COUNTED of Absentee Ballots Returned</b>	95.65%
<b>% CHALLENGED of VBM Ballots Returned</b>	4.35%
<b>% CHALLENGED Not Including Late</b>	4.35%
<b>% CORRECTED of All Challenges</b>	60.00%
<b>% CORRECTED Not Including Late</b>	60.00%
<b>% LATE of Absentee Ballots Returned</b>	0.00%
<b>% LATE of All Remaining Challenges</b>	0.00%

## PROVISIONAL VOTING SUMMARY

A total of seven (7) Provisional Ballots were cast on Election Day. Of those ballots, six (6) are valid (86%) and tabulated by the Ballot Department. There was one (1) invalid Provisional Ballot resulting in a 14% rejection rate for this election. Details of the rejection are below.

Provisional Data	
<b>Provisional Ballots – CAST</b>	<b>7</b>
<b>Provisional Ballots – VALID</b>	<b>6</b>
<b>Provisional Ballots – REJECTED</b>	<b>1</b>

Reason for Rejection	# Rejected
<b>No Signature</b>	<b>1</b>
<b>Total Rejections</b>	<b>1</b>



## BALLOT REMAKES

During the election, 5 ballot pages were processed in accordance with the CCBOE Remake Policy (approved by the Board on May 17, 2013). All 5 remakes were processed during the Unofficial Canvass. The following is a breakdown by category:

Reason for Remake	Number of Remakes	% of Total Remakes
1 - Ballot folded, torn or mutilated.	0	0.00%
2 - Ballot contains indeterminate marks not made by the voter.	0	0.00%
3 - UOCAVA Ballot that cannot be accurately read by automatic tabulating equipment.	1	20.00%
4 - Ballot contains votes for ineligible contest(s).	3	60.00%
5 - Inadvertent mark made by the voter, resulting in the scanner detecting an over vote or an indeterminate mark.	0	0.00%
6 - Voter marked entire ballot contrary to the instruction listed at the beginning of the ballot.	1	20.00%
7 - Voter marked part of the ballot according to the ballot marking instructions contained on the ballot, and part of the ballot contrary to the instructions.	0	0.00%
8 - Over vote, voter marked the ballot more than the permissible number of times for a particular contest, and there is no indication of contrary intent.	0	0.00%
9 - Voter marked the ballot more than the permissible number of times for a particular contest, however, the voter also made an indication of contrary intent and the voter's choice can be determined.	0	0.00%
10- Voter filled in the oval next to a candidate for an office and also cast a write-in vote for a different candidate for the same office by filling in the oval of, and the writing in of, the name of a write-in candidate.	0	0.00%
11- Voter filled in the oval next to a candidate for an office and also cast a write-in vote for the same candidate for the same office by filling in the oval of, and the writing in of, the name of a write-in candidate.	0	0.00%
<b>TOTAL REMAKES</b>	<b>5</b>	

Stage of Election	Number of Remake Ballots Processed	% of Total Remake Ballots Processed
<i>Unofficial</i>	5	100.00%
<i>Official</i>	0	0.00%
<b>Total</b>	<b>5</b>	

## OVER VOTES

There was one (1) over vote recorded in this election.

## VOTER HISTORY /BALLOT RECONCILIATION

Five (5) precincts were involved in this election. Voter History is complete. All five (5) precincts balanced.

Ballot Reconciliation is complete. All five (5) precincts balanced.

## RECOUNTS

There are no automatic recounts for this election.

The requested recount deadline is Tuesday, July 12<sup>th</sup> at 4:30PM.

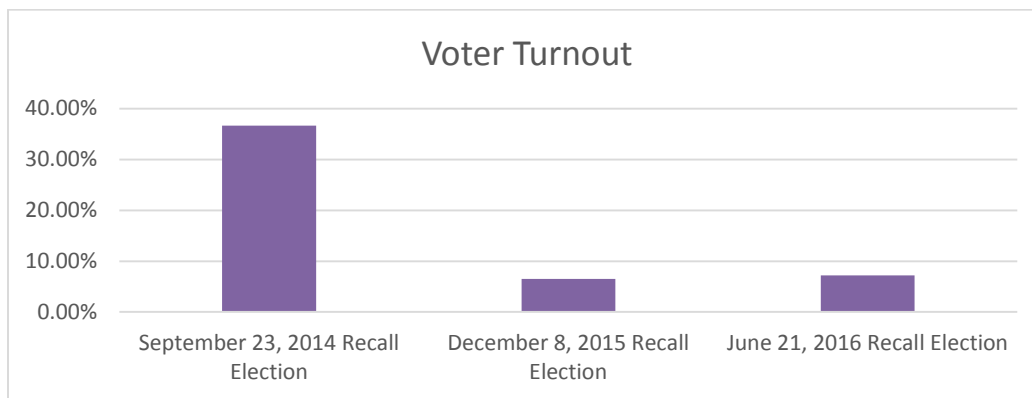
## AUDIT

If there is no recount, the post-election audit will be conducted July 18<sup>th</sup> at 9:30 AM. The audit will be conducted using the batch-based risk-limiting audit method.

## HISTORICAL DATA FOR RECALL ELECTIONS

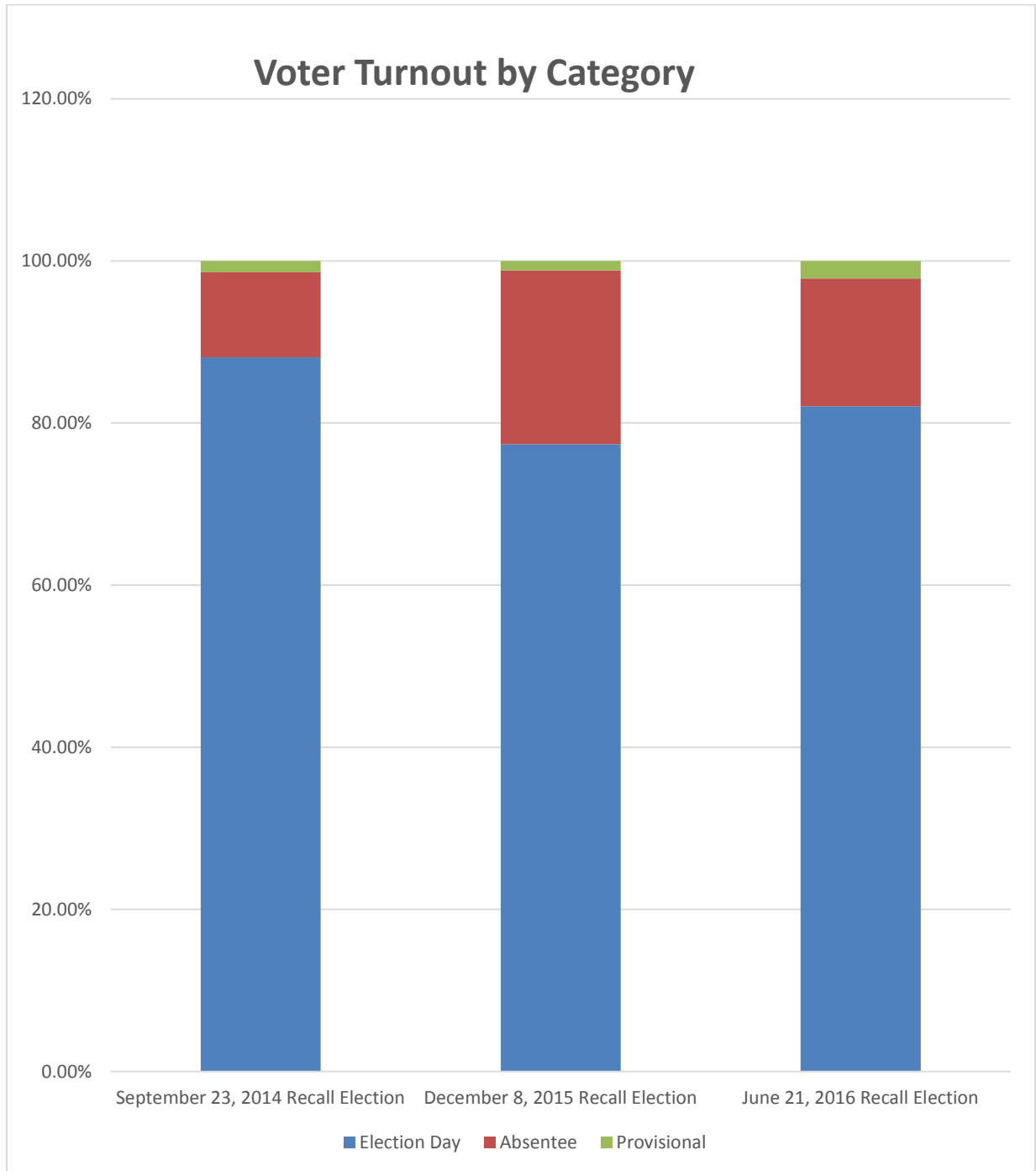
The following data sets and graphs include comparisons related to election information and voting method distributions (ballot categories).

	September 23, 2014 Recall Election	December 8, 2015 Recall Election	June 21, 2016 Recall Election
<b>Precincts</b>	9	5	5
<b>Registered Voters</b>	7,577	3,863	3,867
<b>Ballots Cast - Counted</b>	2,780	252	279
<i>Election Day</i>	2,449	195	229
<i>Absentee</i>	287	53	38
<i>Provisional</i>	39	3	6
<i>Post Absentee</i>	5	1	6
<i>Post Election Day</i>	0	0	0
<b>Voter Turnout</b>	36.69%	6.52%	7.21%



### Ballots Cast by Category - % of Total Ballots Cast

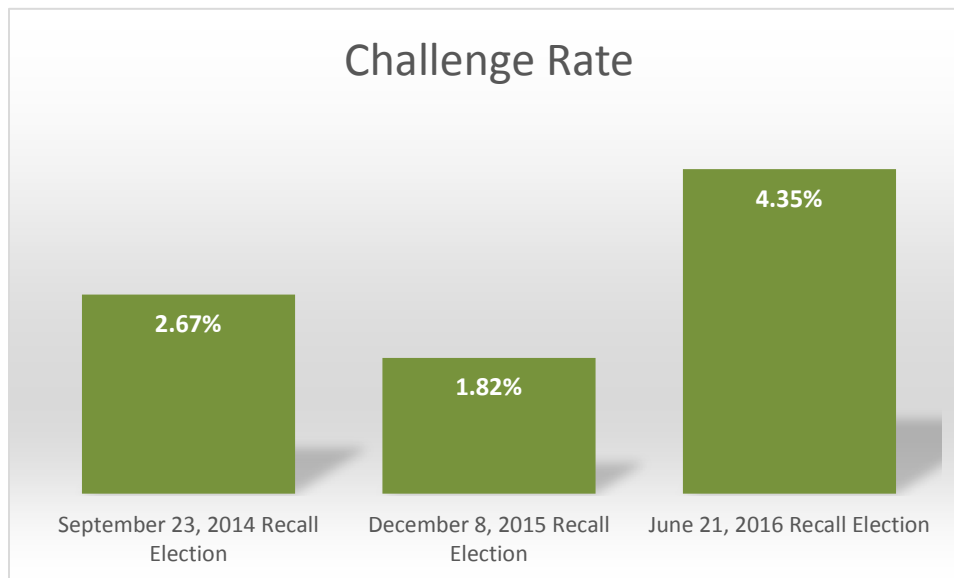
	September 23, 2014 Recall Election	December 8, 2015 Recall Election	June 21, 2016 Recall Election
<b>Election Day</b>	88.09%	77.38%	82.07%
<b>Absentee</b>	10.50%	21.43%	15.77%
<b>Provisional</b>	1.40%	1.19%	2.15%

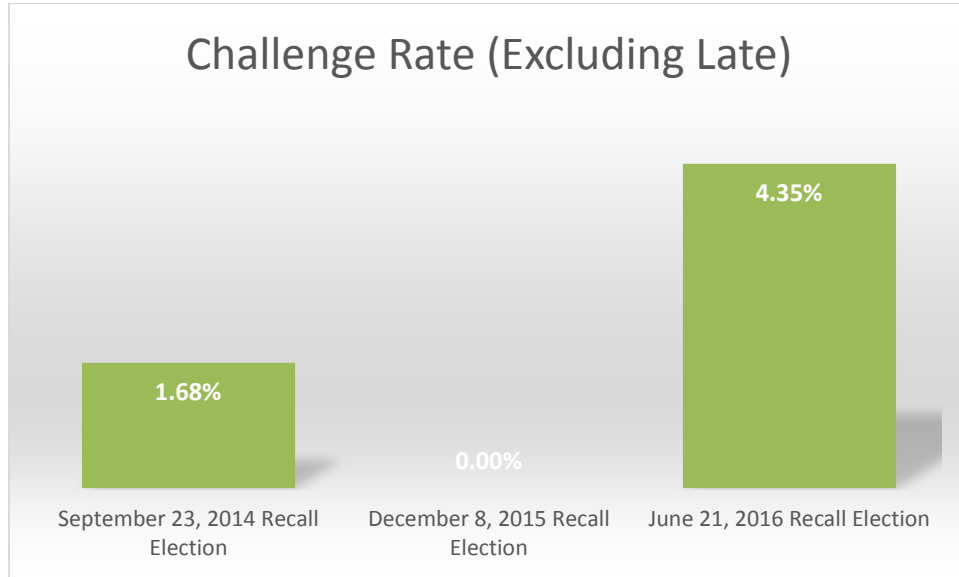




## Absentee Data

	September 23, 2014 Recall Election	December 8, 2015 Recall Election	June 21, 2016 Recall Election
<b>Total Ballots Counted</b>	2,780	252	279
<b>Total Absentee Ballots Requested</b>	330	59	51
<b>Total Absentee Ballots Returned</b>	300	55	46
<b>Total Absentee Ballots Counted</b>	292	54	44
<b>Total Absentee Ballots Challenged</b>	18	1	5
<b>Total Absentee Challenges Correctable by 11-S</b>	13	0	3
<b>Total Absentee Challenges Corrected by 11-S</b>	10	0	2
<b>Remaining Challenges That Could Have Been Corrected by 11-S But Were Not</b>	3	0	4
<b>Absentee Ballots Returned Late</b>	3	1	1
<b>Total Absentee Challenges NOT Correctable by 11-S (including late)</b>	8	1	3
<b>Total Absentee Challenges Not Corrected</b>	8	1	1
<b>% Absentee Ballots Counted of All Ballots Counted</b>	10.50%	21.43%	15.77%
<b>% Returned of Absentee Ballots Requested</b>	90.91%	93.22%	95.67%
<b>% Absentee Ballots Counted of Absentee Ballots Returned</b>	97.33%	98.18%	90.20%
<b>% Remaining Challenges of Absentee Ballots Returned</b>	2.67%	1.82%	4.35%
<b>% Remaining Challenges (Excluding Late) of Absentee Ballots Returned</b>	1.68%	0.00%	4.35%
<b>% Corrected Challenges of All Challenges</b>	55.56%	0.00%	4.02%
<b>% Remaining Challenges That Could Have Been Corrected by 11-S But Were Not</b>	23.08%	N/A	60.00%
<b>% Challenges Corrected by 11-S (Excluding Late)</b>	66.67%	N/A	61.95%
<b>% Late of Absentee Ballots Returned</b>	1.00%	1.82%	0.34%
<b>% Late of All Remaining Challenges</b>	37.50%	100.00%	7.89%





#### Provisional Data

	September 23, 2014	December 8, 2015	June 21, 2016
<b>Provisional Ballots - CAST</b>	51	3	7
<b>Provisional Ballots - VALID</b>	39	3	6
<b>Provisional Ballots - REJECTED</b>	12	0	1
<b>Rejected - Absentee Voters</b>	3	0	0
<b>Rejected - Not Including Absentee Voters</b>	9	0	0
<b>Rejected - Not Registered</b>	9	0	0
<b>Rejected - Not Including Not Registered</b>	3	0	0
<b>Rejected - Not Including Not Registered or Absentee Voters</b>	0	0	0
<b>Rejected - Wrong Precinct and Wrong Location</b>	0	0	0
<b>% Valid of All Provisional Ballots Cast</b>	76.47%	100.00%	85.71%
<b>% Rejected of All Provisional Ballots Cast</b>	23.53%	0.00%	14.29%
<b>% Rejected Not Including Absentee Voters</b>	17.65%	0.00%	0.00%
<b>% Rejected Not Including Not Registered or Absentee Voters</b>	0.00%	0.00%	0.00%
<b>% Wrong Precinct of All Provisional Ballots Cast</b>	0.00%	0.00%	0.00%
<b>Correct Location Remakes</b>	2	0	0
<b>12-D Forms Correctly Completed and Submitted by Poll Workers (Preventing Wrong Precinct Correct Location Ballots from Being Remade)</b>	0	0	0

