

REVISED 03/16/2017 JAK

PARMA

PLEASANT VALLEY ELEMENTARY SCHOOL 9906 WEST PLEASANT VALLEY ROAD









POLLING LOCATION SETUP DIAGRAM

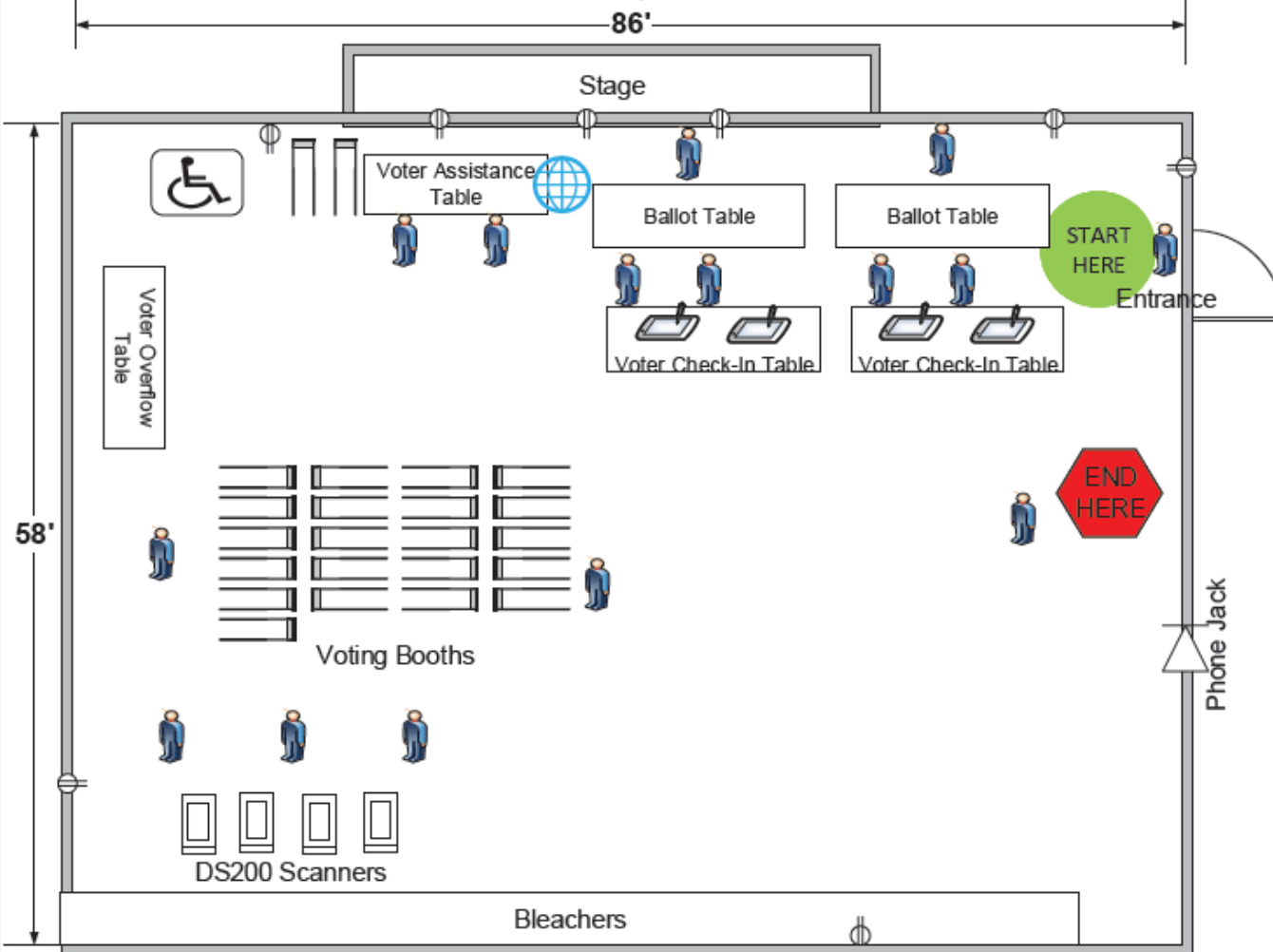
ASSIGNED: 23 VOTING BOOTHS, 4 DS200 SCANNERS,
4 ELECTRONIC POLLBOOKS, 1 MIFI HOTSPOT & 1 AUTOMARK VOTING UNIT

NOTES:

- You **MUST** follow this diagram as closely possible when setting up your Polling Location.
- Any major changes to the setup of the Polling Location must be approved by the Board of Elections.
- Note any approved setup changes on this diagram and place in the Return Envelope to be turned in Election Night.

KEY:

-  Electrical Outlet
-  Voting Booth
-  Phone Jack
-  AutoMARK (on table)
-  DS200 Scanner
-  MiFi Hotspot
-  Election Official
-  Electronic Pollbook



ABSENTEE ROUTE #52

VOTING ROOM: LOWER GYMNASIUM

ITEM 1