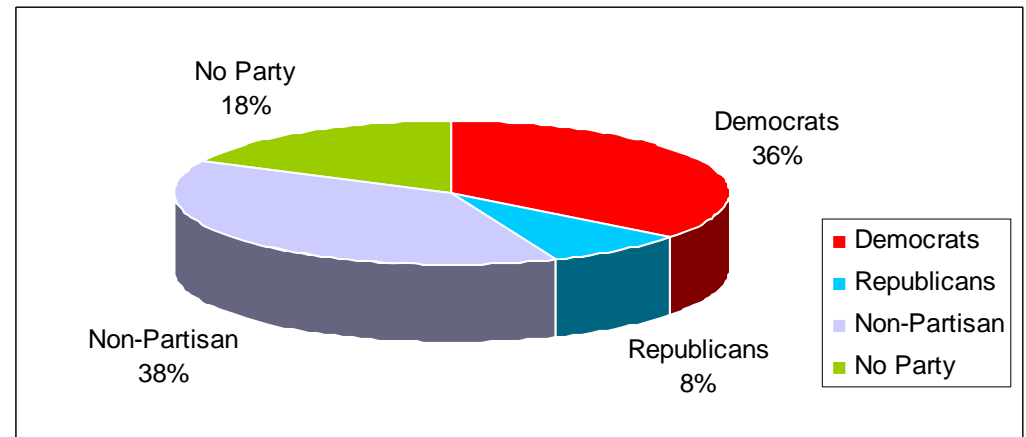


General Election Information November 4, 2008

Current Voter Registration Statistics

- **1,112,632** **Total Registered Voters**
- 395,570 **Democrats**
- 91,434 **Republicans**
- 428,031 **Non-Partisan**
- 197,597 **No Party**



- 787,170 **Active Voters**
- 319,325 **Inactive Voters**

Inactive – is a status The Cuyahoga County Board of Elections uses to track mailings that are sent to voters from this agency that were returned undeliverable.

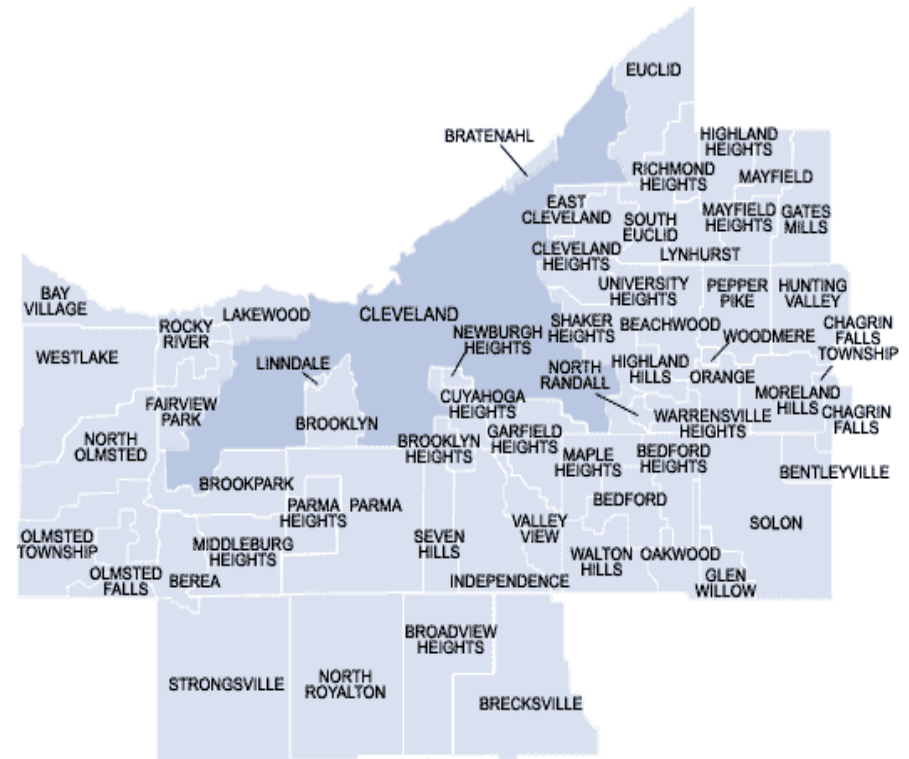
- 6,137 **Pending Registrations:** Pending- Status used to identify voters missing information:
 - Drivers license number (new registration)
 - Last four SSN (new registration)
 - State pends as BMV confirmation error – BMV number is not valid or duplicated.
 - Possible within State or in County duplicate record.



General Election Information November 4, 2008

Cuyahoga County is

- the **largest** election jurisdiction in Ohio
- the **15th largest** election jurisdiction in the United States
- comprised of **59** municipalities:
 - **57** Cities and Villages
 - **2** Townships
- **4 Congressional Districts**
All of 10, 11, Parts of 13 & 14
- **5 State Senate Districts**
All of 21, 23, 24, 25, Parts of 18
- **13 State House Districts**
All of 7, 8, 9, 10, 11, 12, 13, 14, 15, 16, 17, 18, Parts of 98
- **2 State School Board Districts**
- **31 City/Local School Districts**
- **9 Library Districts**
- **1,436 Voting Precincts**
- **564 Voting Locations**



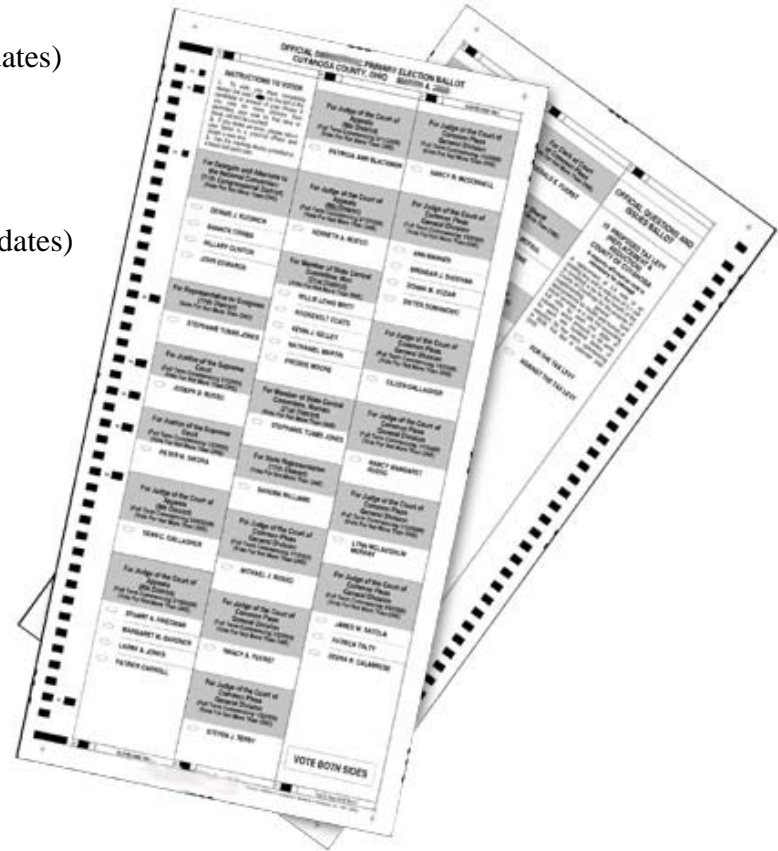


General Election Information November 4, 2008

Ballot Profile

- **106 Candidates**
 - 14 Presidential/Vice Presidential (includes 6 write-in candidates)
 - 14 Congressional (includes 4 write-in candidates)
 - 3 Ohio Attorney General
 - 3 State Senate
 - 23 State House
 - 14 County Offices (Non-Judicial) (includes 2 write-in candidates)
 - 28 Judicial
 - 7 State Board of Education

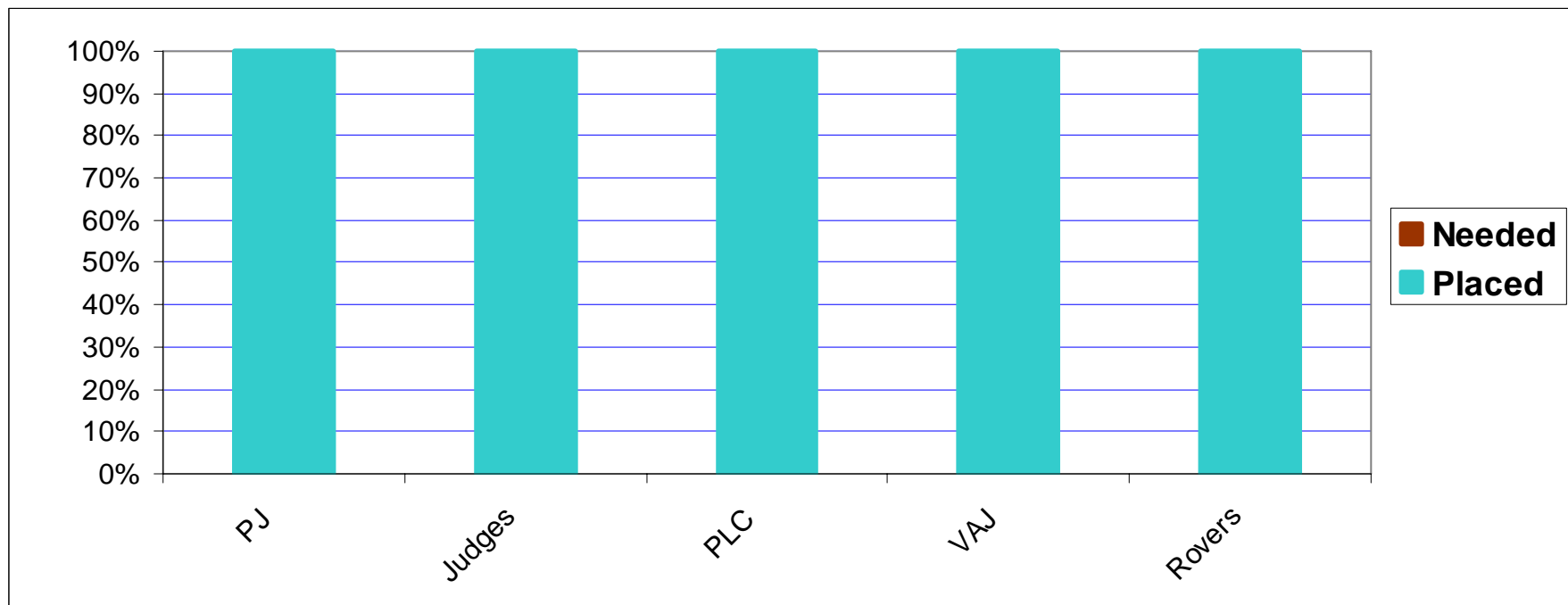
- **133 Issues**
 - 5 State Issues
 - 1 Recreational District Tax Levy
 - 13 School Levies (Includes County Library Issue)
 - 61 Charter Amendments
 - 14 Proposed Zoning Amendments
 - 1 Proposed Income Tax Ordinance
 - 8 Municipal Tax Levies
 - 27 Local Options
 - 2 Referendum
 - 1 Charter Initiative



General Election Information November 4, 2008

Poll Workers

• 1,436 Presiding Judges	(minimum needed)	1,436 Placed or 100 %
4,308 Judges	(minimum needed)	
576	(extra and standby workers needed)	
• 4,308 Judges		4,386 Placed or 100 %
• 564 Polling Location Coordinators	(minimum needed)	565 Placed or 100 %
• 564 Voter Assistance Judge	(minimum needed)	566 Placed or 100%
• 2,000 Student Poll Workers	(Hiring goal)	1758 Placed
• 196 Rovers	(minimum needed)	210 Placed or 100%



General Election Information November 4, 2008

Voting Devices

- 1 Election Systems and Software (ES&S) AutoMARK voting device at every polling location for ADA compliance.
- 1 Optical scan paper ballot will be issued to each voter. (Up to 2 additional ballots may be requested if needed by voters who make mistakes.)
- 1 Election Systems and Software (ES&S) Model 100 Optical scanning device for each precinct.

Vote-by-Mail/Absentee Voting Activity

- 291,379 Number of Vote-by-Mail ballots requested
- 54,139 In-House Voters
- 262,444 Number of ballots returned

Deadlines:

- **September 30** Vote by mail and in-house voting opens
- **October 6** Close of voter registration
- **November 1** Deadline for Vote by Mail ballot application. Application must be **received** at the Board of Elections at **12:00 noon**.
- **November 3** All Vote-By-Mail ballots must be **postmarked** on or before this date and **received** at the Board of Elections on or before **November 14th** in order to count.
- **November 4** All Vote-By-Mail Ballots returned in person must be **received** at the Board of Elections by **7:30 p.m.**
All Vote-By-Mail ballots mailed anywhere outside the U.S. must be **postmarked** on or before this date and **received** on or before **November 14th** in order to count.





General Election Information November 4, 2008

Cuyahoga County Voter Turnout History Primary and General Elections: 2000 – 2008

March 2000 Primary

226	Natural Law, Reform
77,745	Republican
202,165	Democrat
488,081	Non-Partisan

768,217 Registered Voters
301,324 Ballots Cast
39 % Turnout

November 2000 General

262	Natural Law, Reform, Libertarian
126,415	Republican
217,788	Democrat
475,907	Non-Partisan

820,372 Registered Voters
590,473 Ballots cast
72 % Turnout

96 % Turnout increase from Primary to General Election

84,914 New registrations since 01/01/2000
52,155 New registrations since Primary

7% increase in registrations compared to Primary

March 2004 Primary

42,146	Republican
105,515	Democrat
738,873	Non-Partisan

886,534 Registered Voters
301,773 Ballots Cast
34 % Turnout

November 2004 General

68,646	Republican
80,098	No Party
236,116	Democrat
626,295	Non-Partisan

1,011,155 Registered Voters
687,260 Ballots Cast
68 % Turnout

108 % Turnout increase from Primary to General Election

148,783 New registrations since 01/01/2004
124,621 New registrations since Primary

14% increase in registrations compared to Primary

March 2008 Primary

85,507	Republican
114,871	No Party
250,282	Democrat
602,451	Non-Partisan

1,053,111 Registered Voters
436,647 Ballots Cast
41 % Turnout

November 2008 General

91,434	Republican
197,597	No party
395,570	Democrat
428,031	Non-Partisan

1,112,632 Registered Voters

127,784 New registration since 01/01/2008
59,521 New registration since Primary

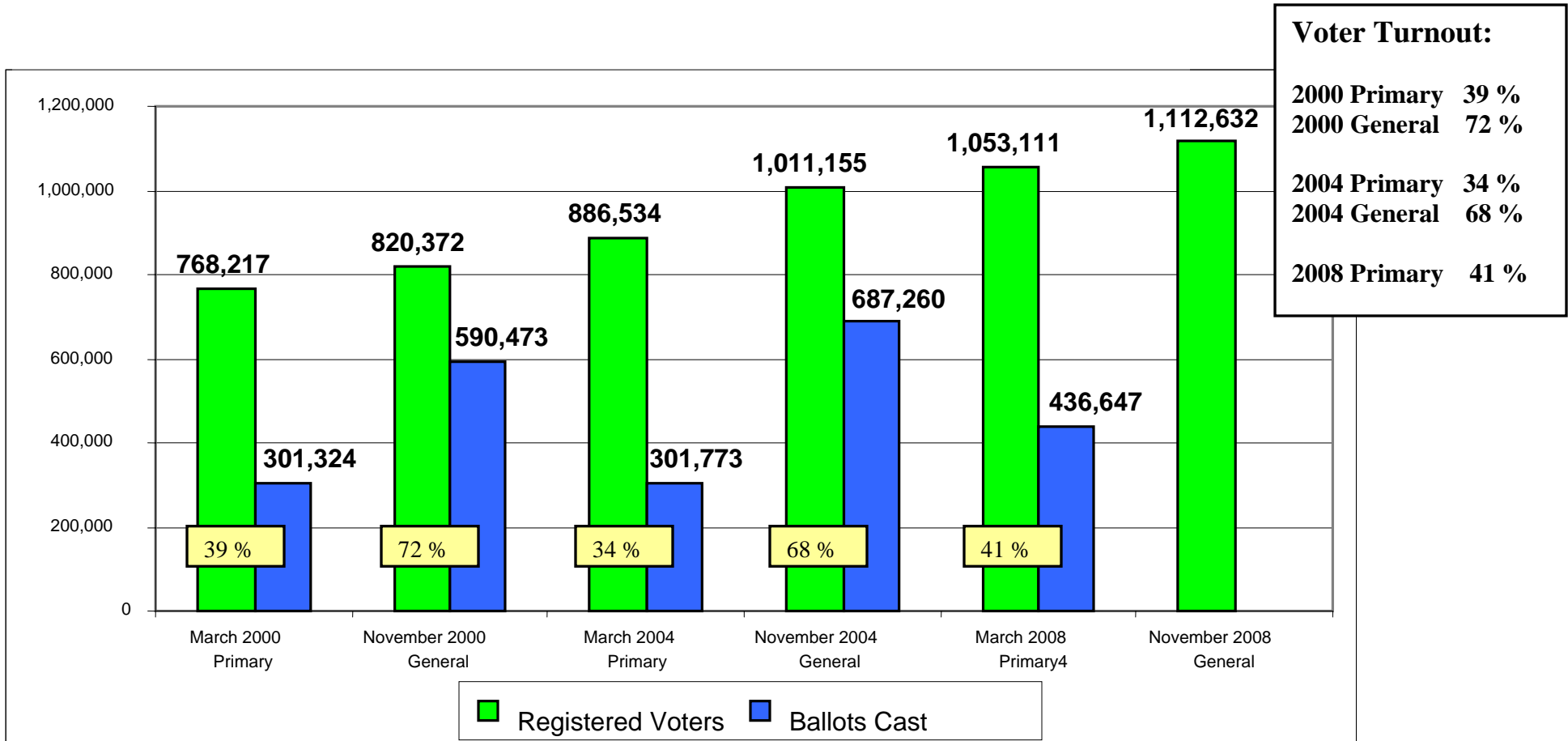
6% increase in registrations compared to Primary





General Election Information November 4, 2008

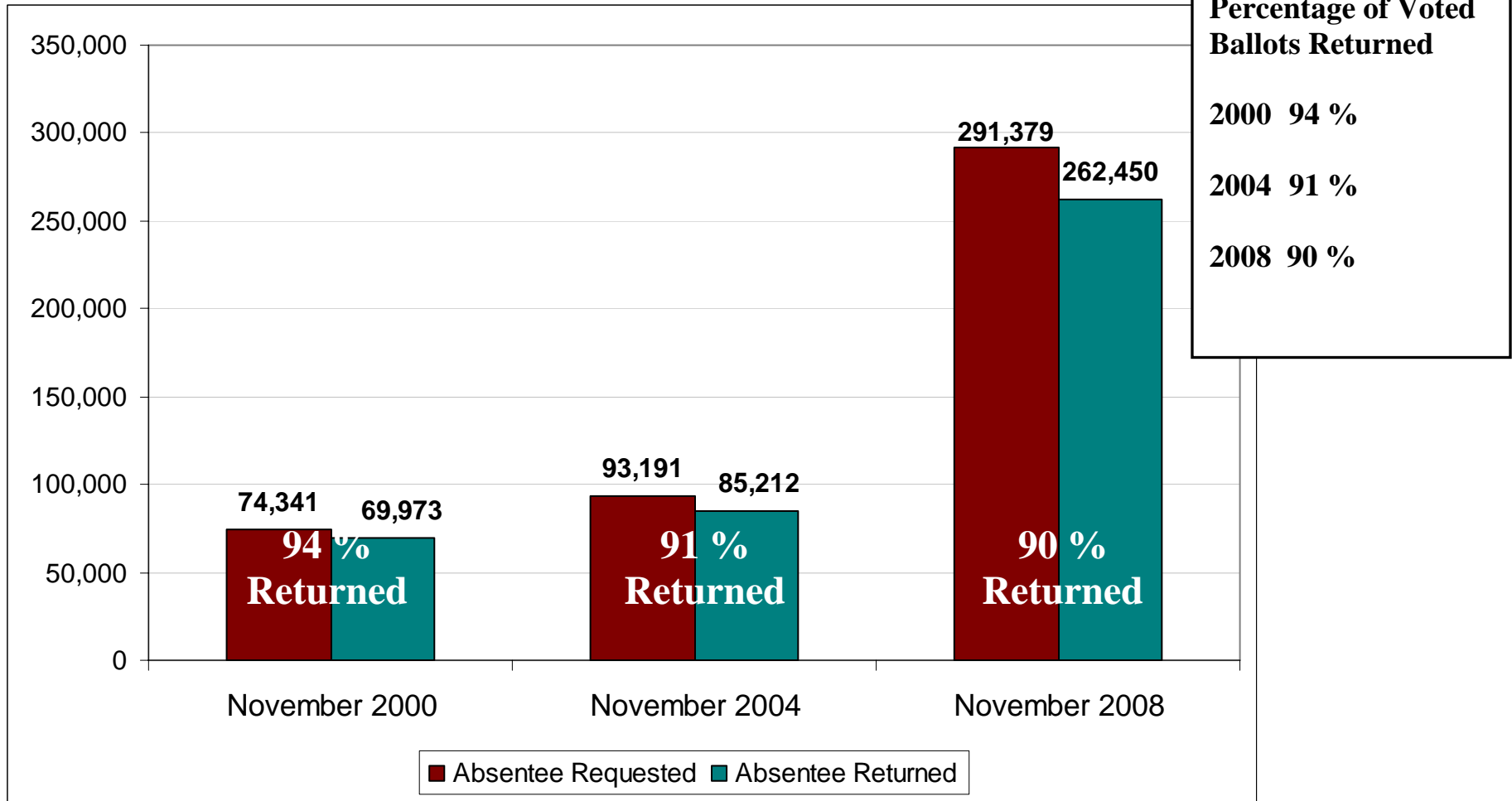
Historic Perspective: Registered Voters vs. Ballots Cast Presidential Election Years, 2000 to 2008





General Election Information November 4, 2008

Historic Perspective: Absentee Ballots Requested vs. Ballots Cast Presidential Election Years, 2000 to 2008





General Election Information November 4, 2008

Voter Registration increase Between Primary and General Elections 2000 to 2008

