

Election Profile November 6, 2018

Updated 10/16/2018

975 Precincts
345 Voting locations
59 Municipalities

115 Candidates
 13 Federal
 47 State (includes Supreme Court)
 10 County
 30 County Judicial
 15 Municipal

110 Issues
 1 State
 3 County
 99 Municipal
 7 School

899,886 Reg. voters
 232,581 Democrat
 136,355 Republican
 530,277 Nonpartisan
 673 Minor Party

Turnout Projection: 44% (Subject to Change)

392,000 Ballots cast
243,040 Election Day (62%)
148,960 Vote by Mail (38%)
6,000 Early Voters (included in vote by mail total)

Vote by Mail

142,612 Ballots Requested
 16% of registered voters have requested ballots

Ballot Requests by Party:

| Dem. | Rep. | Nonpartisan | Minor party |
|--------|--------|-------------|-------------|
| 63,584 | 36,595 | 42,246 | 187 |

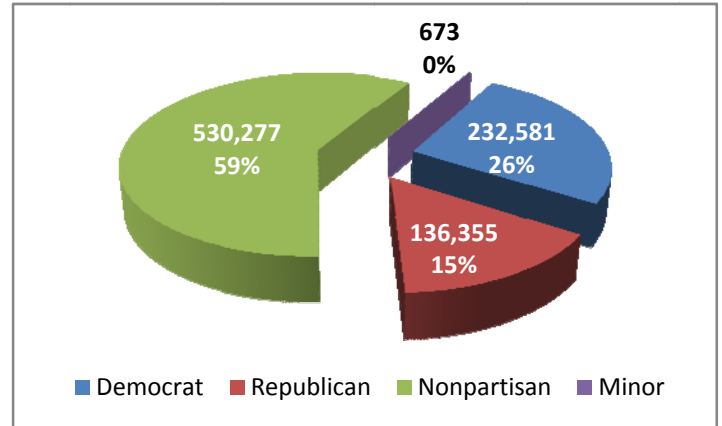
3,937 Ballots Returned

3% of requested ballots that have been returned

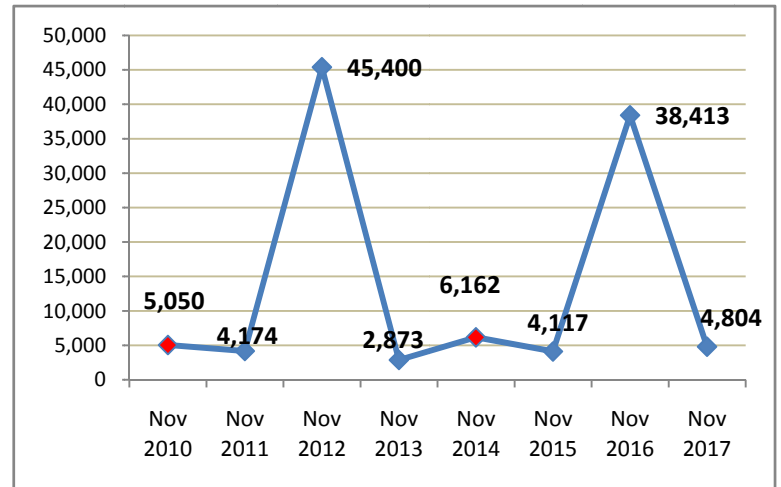
Ballot Returns by Party:

| Dem. | Rep. | Nonpartisan | Minor party |
|-------|------|-------------|-------------|
| 2,139 | 924 | 871 | 3 |

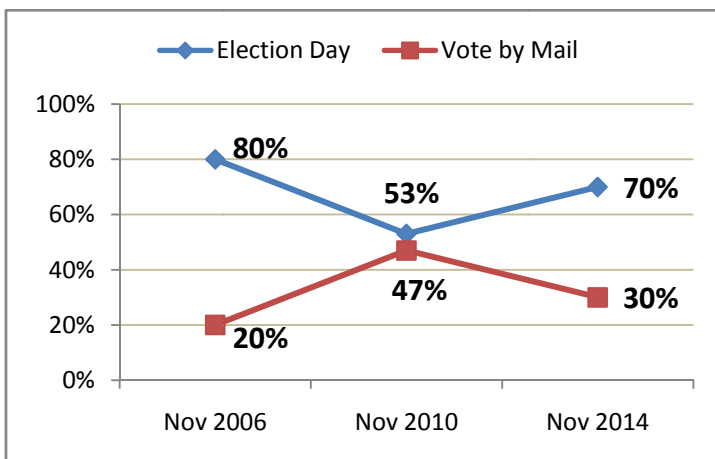
1,525: Early, in-house voters



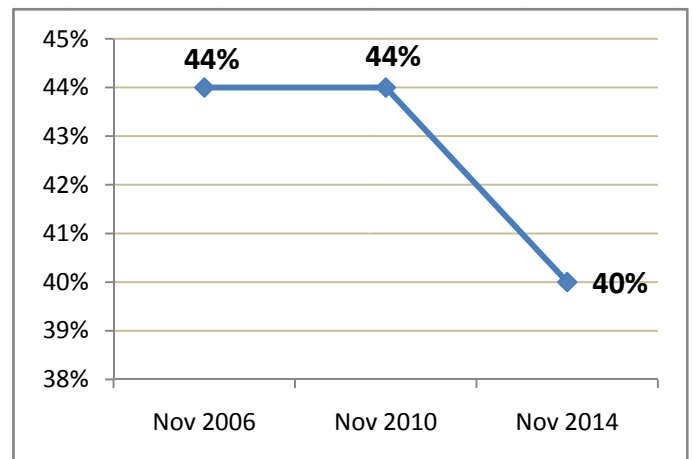
Early Voting Trends in Midterm Elections



Election Day and Vote by Mail in Midterm Elections



Voter Turnout History in Midterm Elections



2006 November General
1,054,670 Registered Voters
468,164 Total ballots cast

374,957 Election Day
93,207 Vote by Mail
 Cast early (Unavailable)
11,747 Cast Provisional (included in Election Day total)

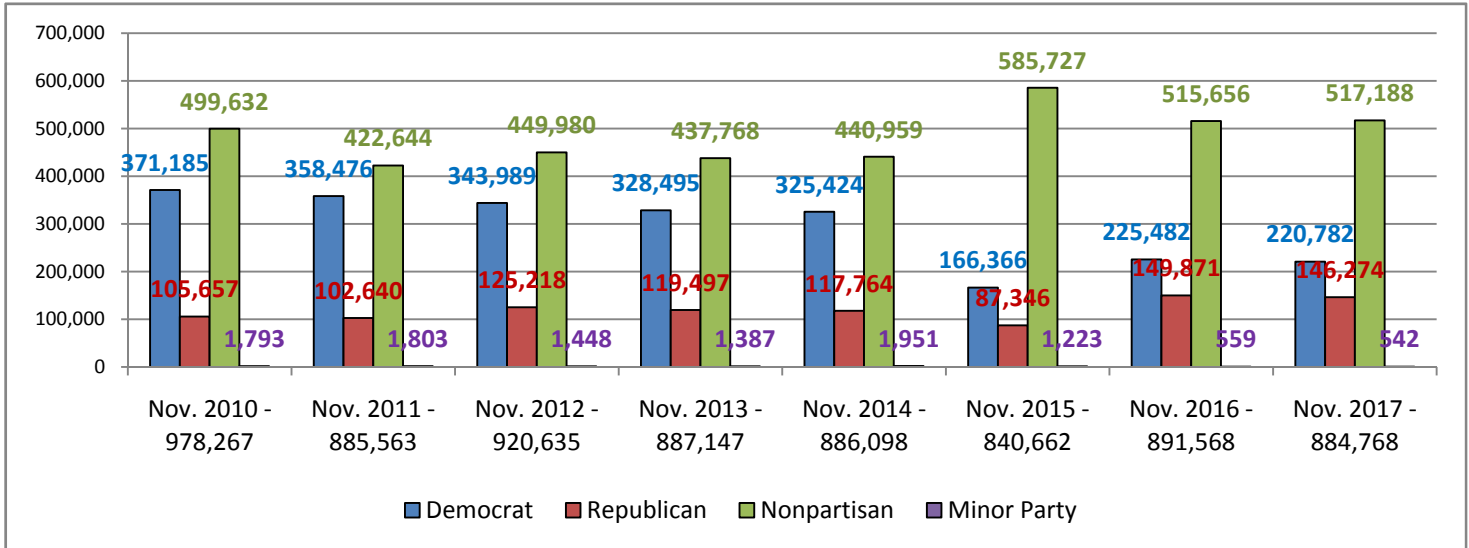
2010 November General
978,267 Registered Voters
432,052 Total ballots cast

230,169 Election Day
201,883 Vote by Mail
5,050 Cast early (included cast by mail)
15,071 Cast Provisional (included in Election Day total)

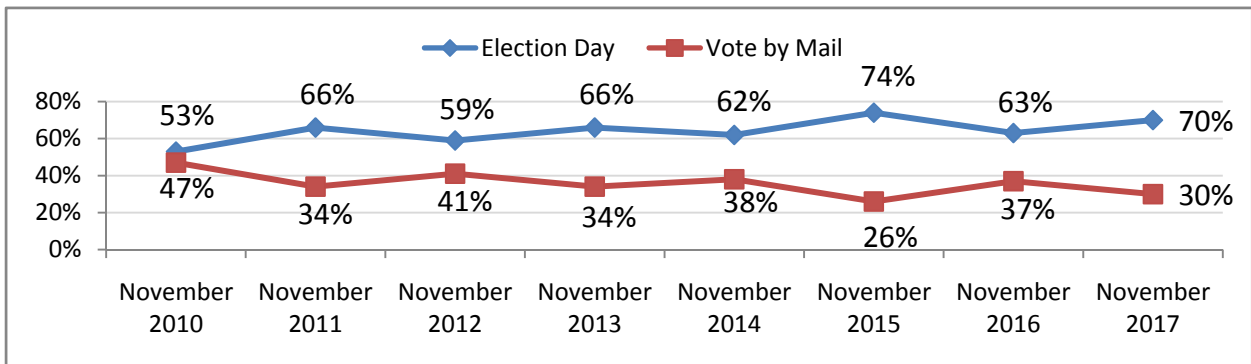
2014 November General
886,098 Registered Voters
350,534 Total ballots cast

210,423 Election Day
133,331 Vote by mail
6,162 Cast early (included cast by mail)
6,780 Cast Provisional (included in Election Day total)

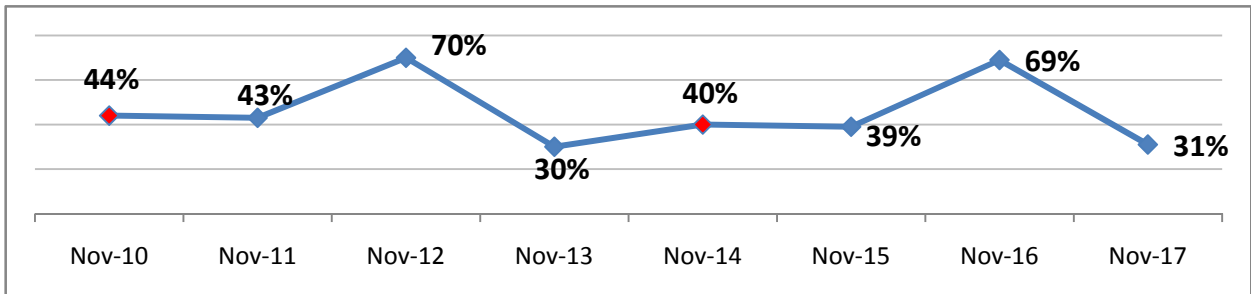
Voter Registration History in Midterm Elections



Vote by Mail and Election Day Voting Comparison in General Elections



Voter Turnout Comparison in General Elections



Provisional Voting Comparison in General Elections

