

11 Municipalities
176 Precincts (one in Lorain Co.)
56 Voting locations

3 Candidate contests
13 Issues

- 3 School
- 1 Library
- 8 Municipal

Turnout Projections: 34,000 total ballots cast
20% turnout

- 23,800 Election Day (70%)
- 10,200 Vote by Mail (30%)
- 200 Early voters (included in vote by mail)

Vote by Mail and early voting:

(Early voting starts on April 9th)

0 Early voters

276 Ballots requested

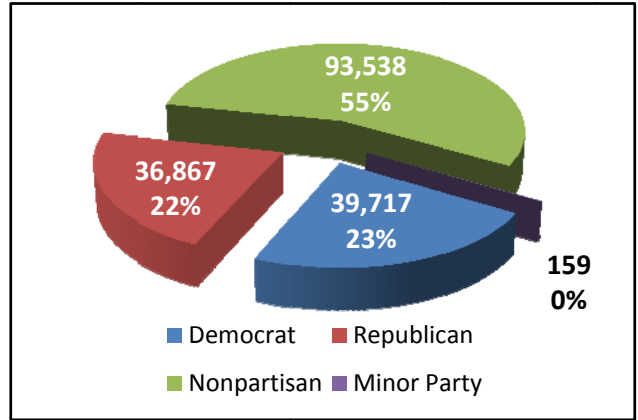
0.1% of reg. voters have requested a ballot

0 Ballots returned

0% of requested ballots were returned

170,281 Registered Voters

- 39,717 Democrat
- 36,867 Republican
- 93,538 Nonpartisan
- 159 Minor party

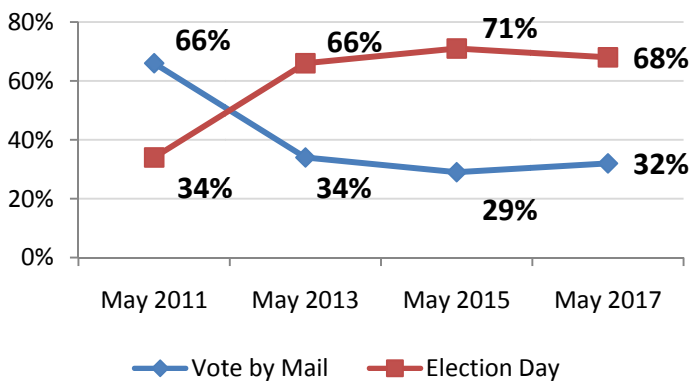


Issues and candidate breakdown:

Bratenahl (Municipal)	Brooklyn (School)
Broadview Hts. (Municipal)	Parma (School)
Chagrin Falls (Municipal)	Parma Heights (School)
Mayfield Village (Municipal)	Seven Hills (School)
Parma (Municipal)	Strongsville (School)
Seven Hills (Municipal)	Euclid (Library)
Strongsville (Municipal)	
Oakwood Village (Municipal)	

Strongsville Candidate contest in Ward 1 Nonpartisan
 Parma Candidate contest in Ward 8 and 9 Democratic

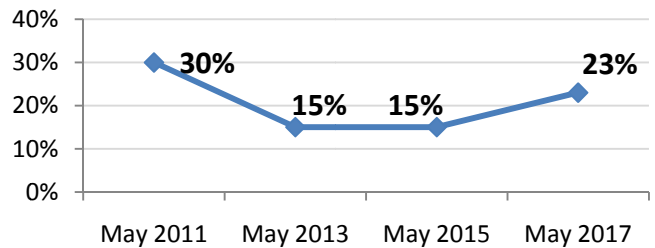
May Vote by Mail History



May early voting history:

3,584: 2018 **211:** 2017 **136:** 2015
1,351: 2014 **85:** 2013 **56:** 2011
477: 2010

May Turnout History



May 2017:

Election Day cast: 31,594 Vote by Mail: 14,975
 Early voters: 211 (included in vote by mail total)

May 2015:

Election Day cast: 13,003 Vote by Mail: 5,331
 Early voters: 136 (included in vote by mail total)

May 2013:

Election Day cast 16,816 Vote by Mail 8,808
 Early voters: 85 (included in vote by mail total)

May 2011:

Election Day cast 26,680 Vote by Mail 50,755
 Early voters: 56 (included in vote by mail total)

May 2017:

205,318 registered voters 46,569 ballots cast

May 2015:

124,184 registered voters 18,334 ballots cast

May 2013:

165,757 registered voters 25,624 ballots cast

May 2011:

257,187 registered voters 77,435 ballots cast