

WESTLAKE

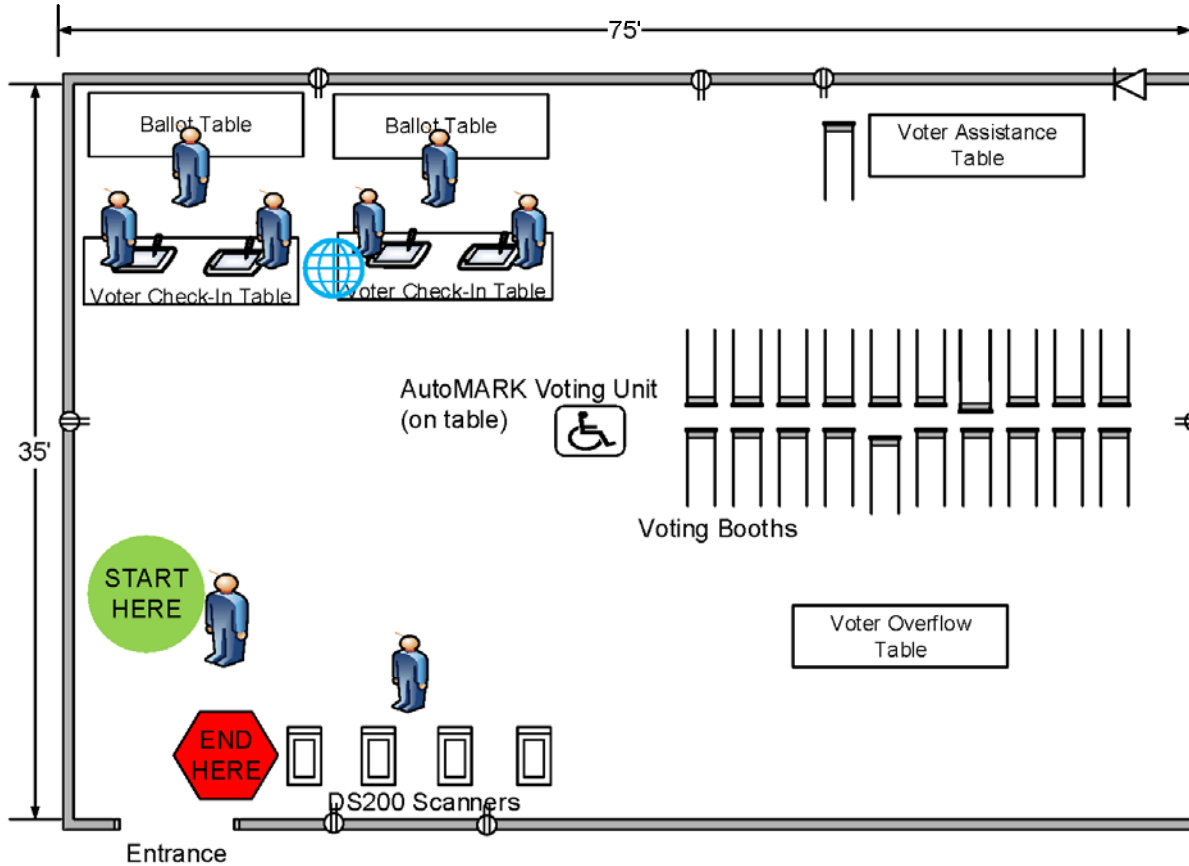
Clague Cabin

27700 HILLIARD BOULEVARD

POLLING LOCATION SETUP DIAGRAM

21 VOTING BOOTHS, 4 DS200 SCANNERS, 4 ELECTRONIC POLLBOOKS,
1 MiFi HOTSPOT & 1 AUTOMARK VOTING UNIT

REVISED 03/29/2017 GJF











ABSENTEE ROUTE #71

VOTING ROOM: WEST GYMNASIUM

NOTES:

- You **MUST** follow this diagram as closely possible when setting up your Polling Location.
- Any major changes to the setup of the Polling Location must be approved by the Board of Elections.
- Note any approved setup changes on this diagram and place in the Return Envelope to be turned in Election Night.

KEY:

-  Electrical Outlet
-  Voting Booth
-  Phone Jack
-  AutoMARK Voting Unit (on table)
-  DS200 Scanner
-  MiFi Hotspot
-  Election Official
-  Electronic Pollbook

ITEM 1

Rover Signature: _____

Date: _____