

REVISED 3/19/18 AK

NORTH OLMSTED

CLAGUE ROAD UNITED CHURCH OF CHRIST

3650 CLAGUE ROAD

POLLING LOCATION SETUP DIAGRAM









19 VOTING BOOTHS, 3 DS200 SCANNERS, 2 ELECTRONIC POLLBOOKS,

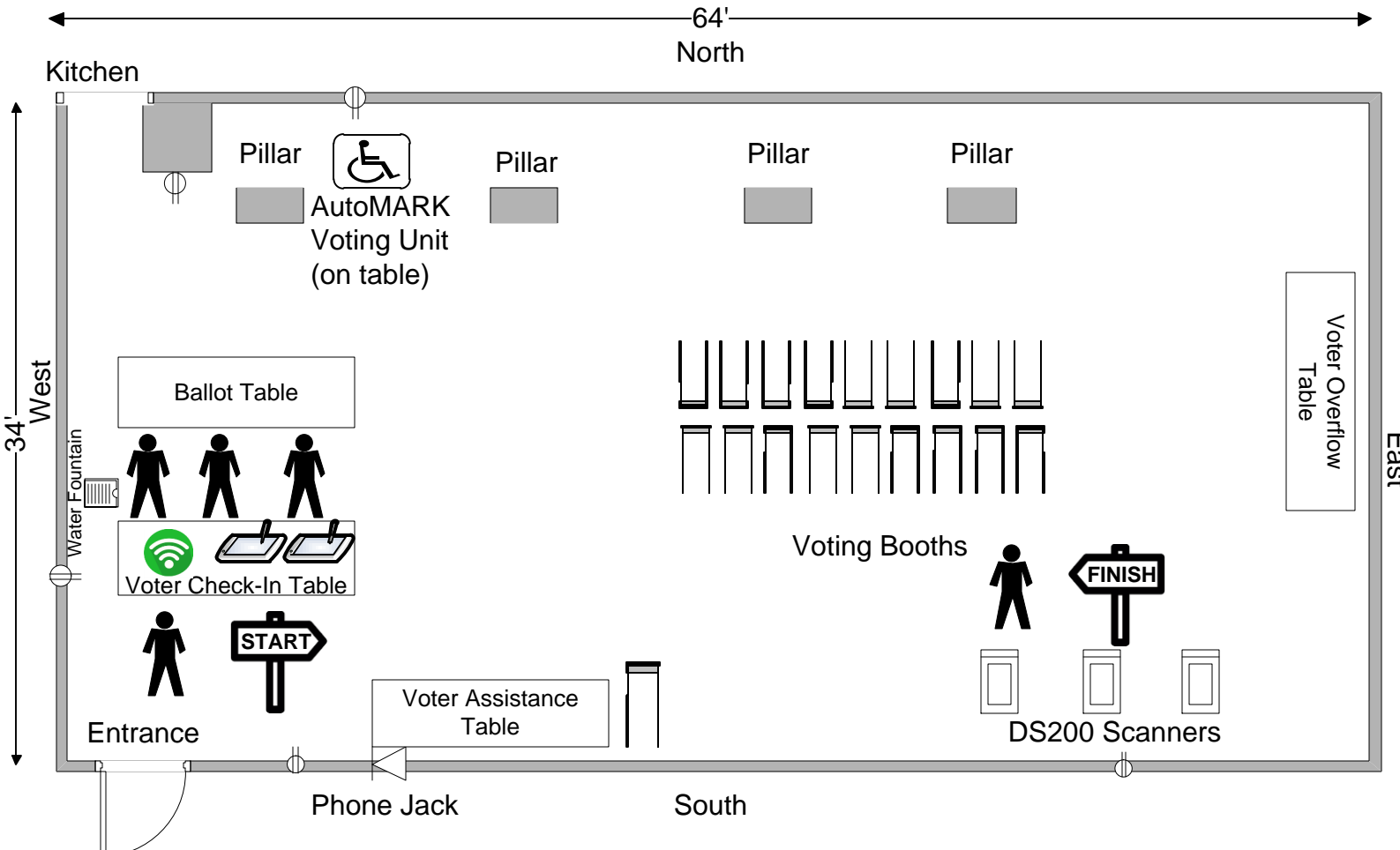
1 MiFi HOTSPOT & 1 AutoMARK VOTING UNIT

NOTES:

- You **MUST** follow this diagram as closely as possible when setting up your Polling Location.
- Any major changes to the setup of the Polling Location must be approved by the Board of Elections.
- Note any approved setup changes on this diagram and place in the Return Envelope to be turned in Election Night.

KEY:

-  Electrical Outlet
-  Voting Booth
-  Phone Jack
-  AutoMARK Voting Unit (on table)
-  DS200 Scanner
-  MiFi Hotspot
-  Election Official
-  Electronic Pollbook



VOTING ROOM: FELLOWSHIP HALL

ABSENTEE ROUTE #702

SIGNATURE: _____

DATE: _____